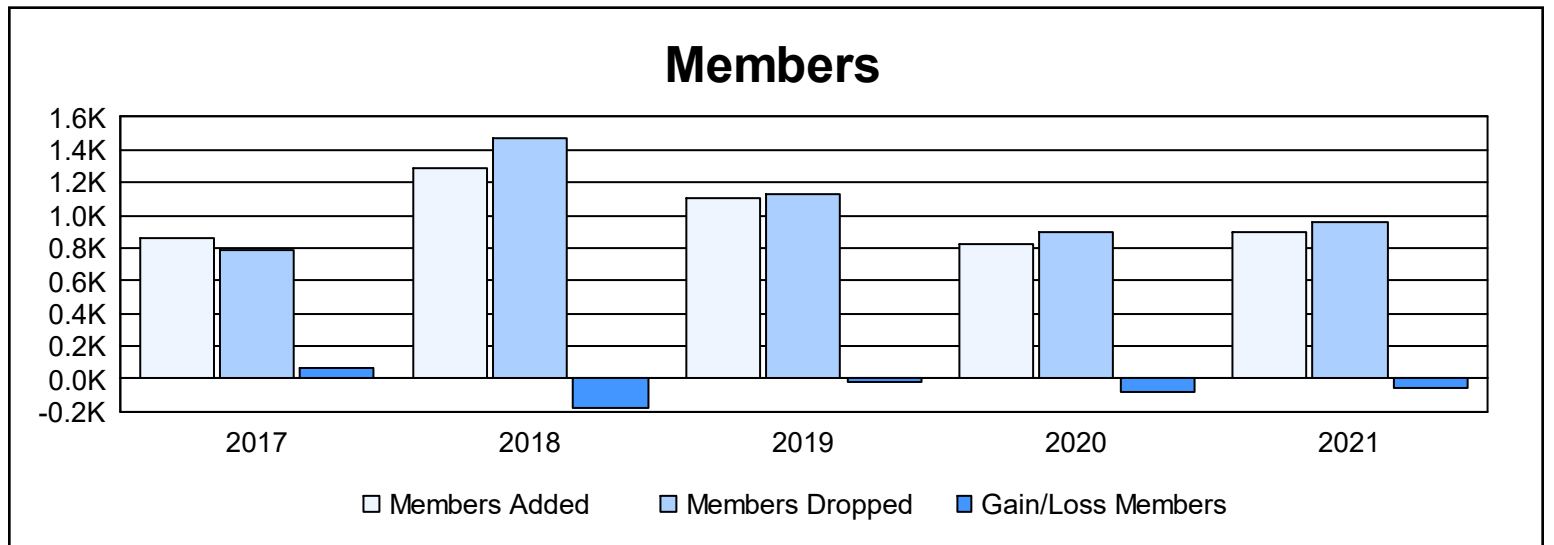
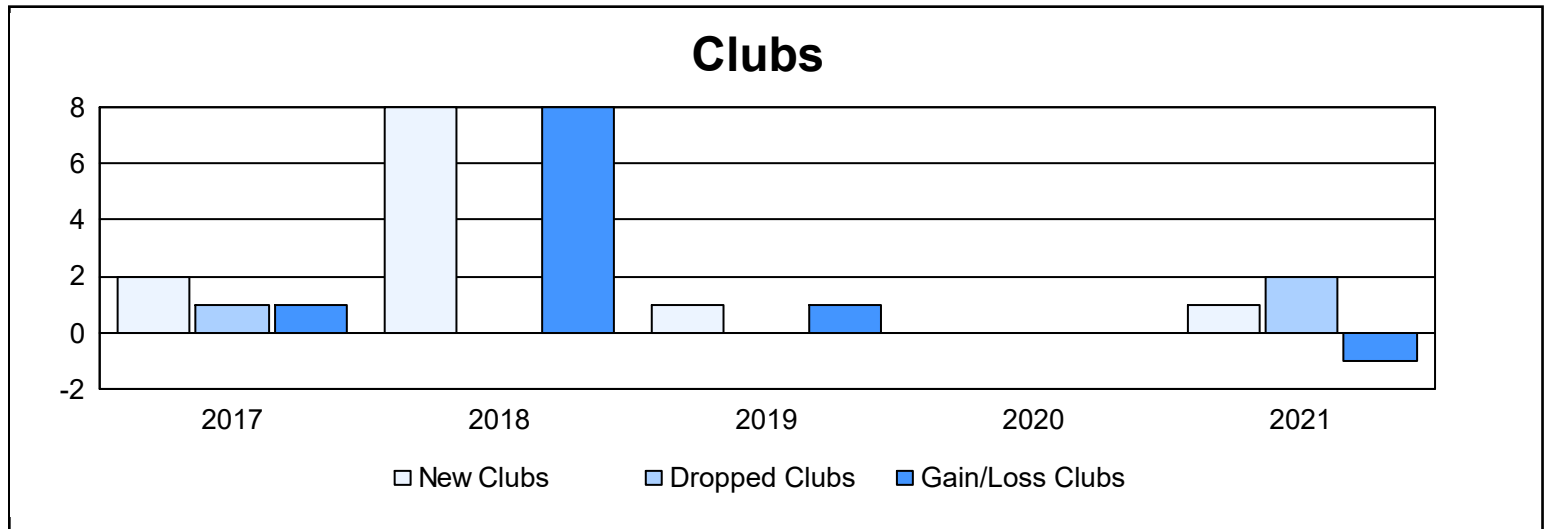
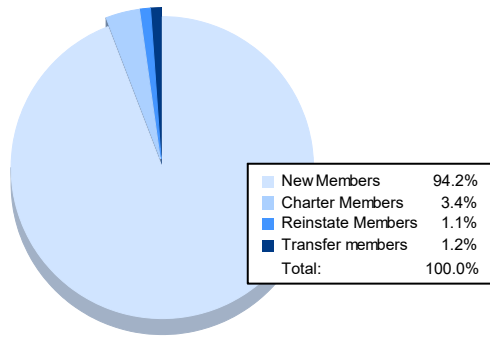


Year	New Clubs	Dropped Clubs	Gain/ Loss Clubs	New Members	Charter Members	Reinstate Members	Transfer Members	Total Member Added	Total Members Dropped	Gain/ Loss Members
2016-2017	2	1	1	751	83	11	10	855	791	64
2017-2018	8	0	8	923	339	23	6	1,291	1,473	-182
2018-2019	1	0	1	1,033	41	21	12	1,107	1,128	-21
2019-2020	0	0	0	793	12	15	4	824	903	-79
2020-2021	1	2	-1	850	31	10	11	902	958	-56
Average	2	1	2	870	101	16	9	996	1,051	-55



Membership Composition June 2021 Cumulative



Gender Composition June 2021 Cumulative

